



Digital Data in the Classroom

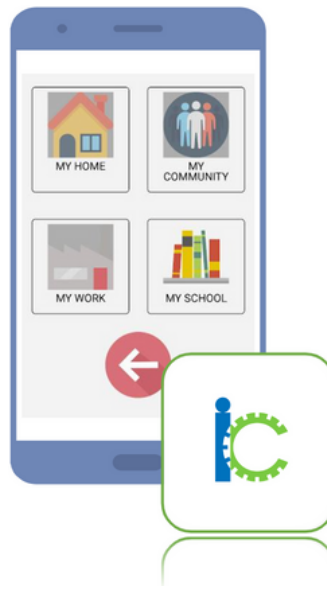
APPS IN THE CLASSROOM



Countee

COUNTEE

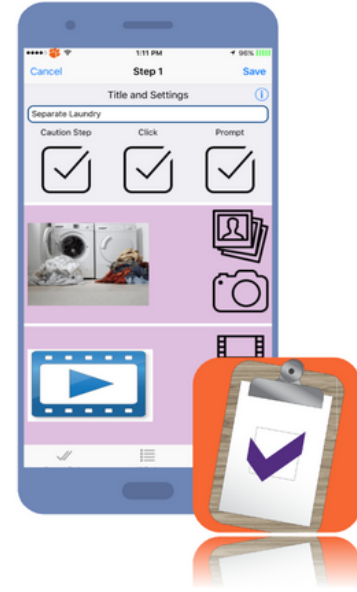
- Countee is a mobile app that allows collecting real-time data in a very easy and intuitive way.
- You can electronically share the data, export the data as a CSV file.
- Click below to watch a video showing you how to use the countee app!



iC

ICONNECT

I-Connect is a technology-based self-monitoring system that supports Student users to independently increase on-task behaviors and classroom engagement.



VISUAL SCHEDULE & TASK ANALYSIS

Task Analysis is a highly customizable app that can support individuals with intellectual disabilities to independently and efficiently complete tasks.

GOOGLE FORMS IN THE CLASSROOM

Google forms can be SOOO helpful in the classroom. It provides so many accommodations for students who need instructions read to them, allows for automatic grading, and for students to complete life skills such as online mock job applications, inventory, etc.

In addition to these ways Google forms can be used during our instruction, they can also be used for data collection. The best demonstration is a video! Click on the icon to check out the video!

Here are some of the things you can do with google forms and are covered in our google forms hacks video:


- Auto graphing
- Password protect the form so only your team can access it
- Create Pre-Filled links
- Quickly create new forms by importing previous forms
- Pause and go back and edit a form after closing
- Submit permanent product pictures

QR CODES IN THE CLASSROOM

You can print QR codes for your classroom to basically post a "link" around the classroom that can be scanned with a tablet or phone. For example, if you are taking data on completing the steps in the bathroom, you can create a form to track the data and put the QR code in the bathroom for quick and easy data collection. This way, it would be entered as the child is completing the steps and the data will automatically be graphed (if you set it up this way in sheets/excel!)

RESOURCES

- Need help navigating google sheets and creating graphs that represent your data? [We have some videos to help you learn to create graphs in google sheets under the "How tos and Tutorials" tab.](#)
- Need ideas on data sheets? Project ACCESS has created a [whole folder](#) just for that! Or [learn how to make your own!](#)
- Fact sheet on [Organizing Data in the Classroom](#)
- Fact sheet on [Classroom Friendly Data Collection Methods](#)
- Fact sheet on [Writing SMARTER IEP goals](#)
- Fact Sheet on [Graphing and Analyzing Data in the classroom](#)
- Want a whole workshop on data collection? [Check out our free, online, work at your own pace workshops!](#)



GET
CONNECTED!



© PROJECT ACCESS - SEPTEMBER 2022 *PROJECT ACCESS IS A COLLABORATION AMONG THE MISSOURI DEPARTMENT OF ELEMENTARY AND SECONDARY EDUCATION, MISSOURI STATE UNIVERSITY, AND MISSOURI'S PUBLIC SCHOOLS.