



Prompting

DEFINITION

Instructions, gestures, demonstrations, touches, or other things that we arrange or do to increase the likelihood that children will make correct responses.

TYPES OF PROMPTS

Visual: Providing a visual cue to the learner that indicates the correct response.

Example: A visual task analysis in the bathroom of how to wash hands.

Verbal: Providing an auditory cue to the learner that guides them to the correct response.

Example: You tell the learner “Get some soap”

Gestural: Gesturing or pointing to the correct response.

Example: You point to the paper towel holder for the student to get the towels.

Modeling: Showing the learner what to do before they do it.

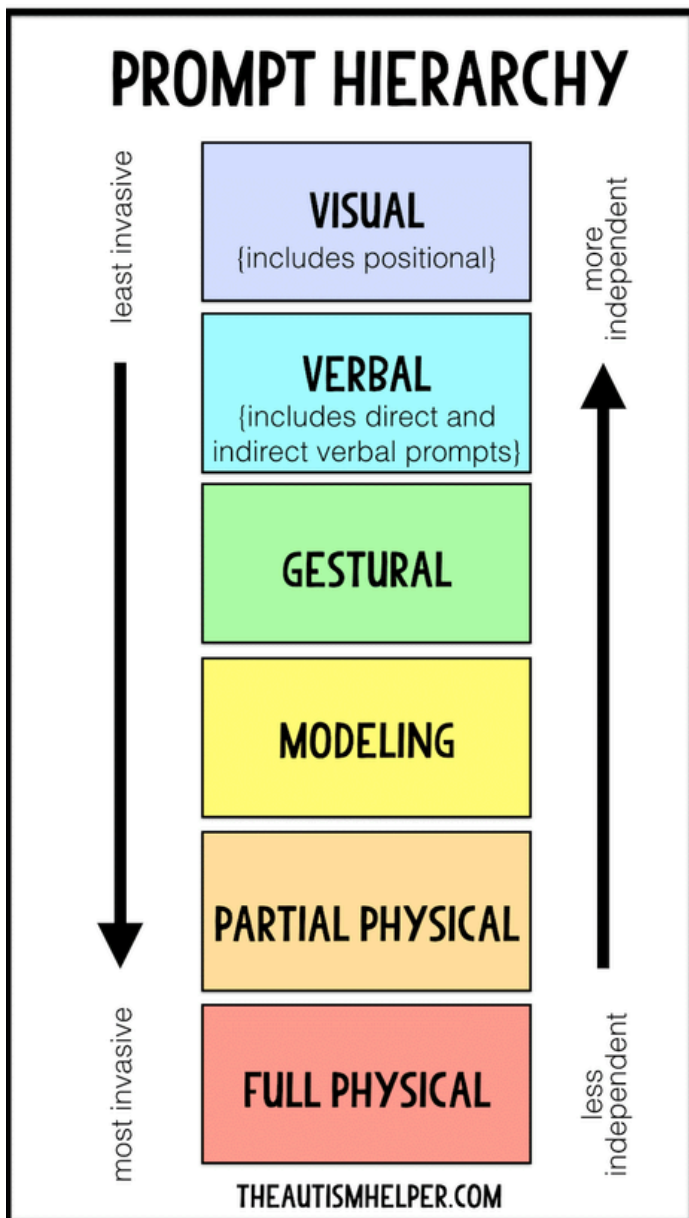
Example: You show the learner how to dry their hands by getting a paper towel and doing the skill where they can see you.

Partial Physical: Prompting by touching a hand or shoulder of the learner to initiate the response.

Example: Touching the student's elbow and guiding to the paper towel holder.

Full Physical: Physically guiding the student to the correct response.

Example: Using the student's hand to press the paper towel handle and using the student's own hand to rip the paper towel.



CAUTION: VERBAL PROMPTS

Learners are most likely to become dependent on verbal prompts.

BE QUIET AND LET THE VISUALS TALK!

We can use visuals for redirecting and giving instruction.

- Non-confrontational
- Visuals speak louder than words



CAUTION: PHYSICAL PROMPTS

- Save physical prompts for safety, hygiene, and self-care
- Narrating Steps as you help
- Teach Body Autonomy
- Respecting “No”
- We want to prevent students becoming compliant to a fault
- Students with disabilities are more likely to experience sexual abuse. We want to avoid teaching our students it is okay and normal for an adult to touch and move their body, even as they are saying “NO” or shaking their head. We want to avoid exploitation

REMINDERS

- Wait time 10-30 seconds between prompts

ADDITIONAL RESOURCES

[Prompting workshop:](#)

[Prompt dependence fact sheet:](#)

VISUAL PROMPT



VERBAL PROMPT




GESTURAL PROMPT




MODEL PROMPT



PARTIAL PHYSICAL PROMPT



FULL PHYSICAL PROMPT



GET
CONNECTED!



© PROJECT ACCESS - SEPTEMBER 2022 *PROJECT ACCESS IS A COLLABORATION AMONG THE MISSOURI DEPARTMENT OF ELEMENTARY AND SECONDARY EDUCATION, MISSOURI STATE UNIVERSITY, AND MISSOURI'S PUBLIC SCHOOLS.